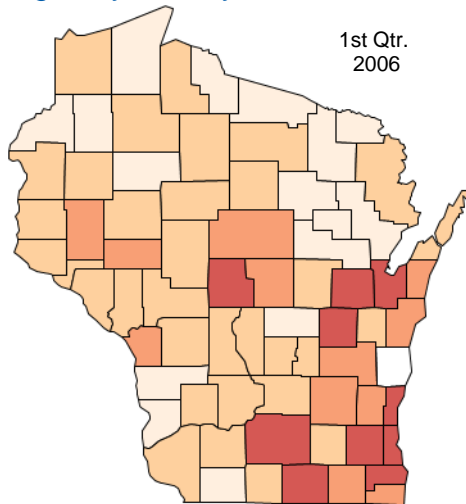



## Wisconsin Average Weekly Wages by County



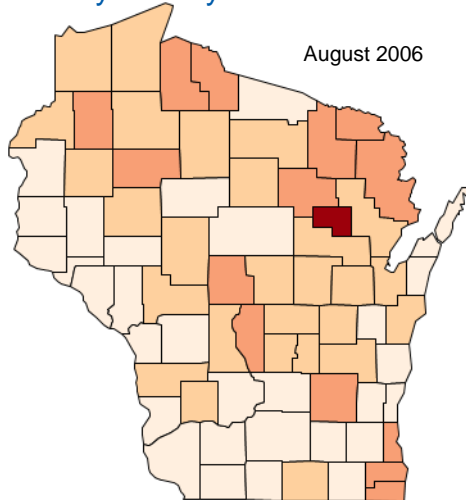
1st Qtr.  
2006

Wisconsin Average Weekly Wage: \$716

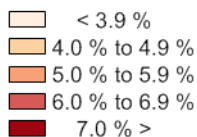


Source:  
DWD, BWI, QCEW

## Wisconsin Unemployment Rates by County



August 2006



Source:  
DWD, BWI, LAUS



# Grant County Snapshot

Released September 2006

## County Employment Overview - 1st Qtr. 2006

Below are the county's most common occupations based upon their employment. Under each occupation are the industries that, based on statewide employer staffing patterns, (estimated total number of jobs), employ the most people in the occupation. Next to each industry is the largest county employer that may employ people in that occupation. (Note: An \* before an employer's name indicates that the employer has multiple locations or is counted in multiple industries but chose not to break out this information.)

### 1 Cashiers

INDUSTRIES	LARGEST EMPLOYERS IN INDUSTRY	# OF EMPLOYEES
Discount Department Stores	Wal-Mart	250-499
Supermarkets and Other Grocery Stores	Dick's Supermarket	100-249
Gasoline Stations w/ Convenience Stores	Kwik Trip	50-99
Limited-Service Restaurants	McDonald's	50-99
Hardware Stores	Gasser True Value Hardware Inc	20-49

### 2 Retail Salespersons

Discount Department Stores	Wal-Mart	250-499
Hardware Stores	Gasser True Value Hardware Inc	20-49
All Other General Merchandise Stores	World of Variety Inc	20-49
New Car Dealers	Runde Chevrolet Inc	20-49
Other Clothing Stores	Bridal Boutique	20-49

### 3 Hand Material Movers

Executive & Legislative Offices Combined	Local Government	500-999
Discount Department Stores	Wal-Mart	250-499
Supermarkets and Other Grocery Stores	Dick's Supermarket	100-249
Manufactured/Mobile Home Manufacturing	Homette Corp	100-249
Temporary Help Services	Qualitemps	50-99

### 4 Food Prep & Serving Workers

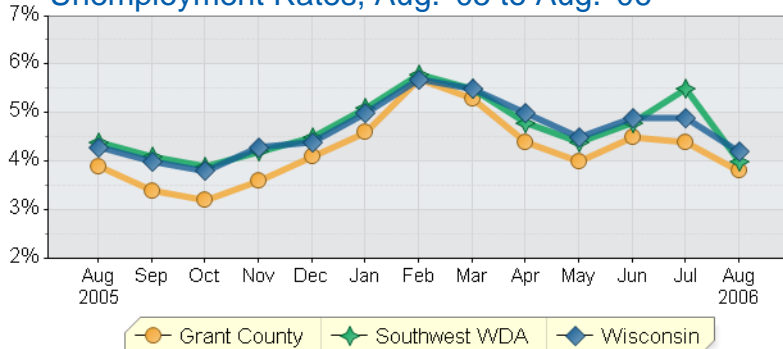
Supermarkets and Other Grocery Stores	Dick's Supermarket	100-249
Gasoline Stations w/ Convenience Stores	Kwik Trip	50-99
Limited-Service Restaurants	McDonald's	50-99
Full-Service Restaurants	Country Kitchen	50-99
Drinking Places (Alcoholic Beverages)	Castle Rock Inn LLC	10-19

### 5 Wait Staff

Limited-Service Restaurants	McDonald's	50-99
Hotels (except Casino Hotels) and Motels	Governor Dodge Hotel & Convent	50-99
Full-Service Restaurants	Country Kitchen	50-99
Golf Courses and Country Clubs	Platteville Golf & Country Club	20-49
Drinking Places (Alcoholic Beverages)	Castle Rock Inn LLC	10-19

Source: DWD, BWI, QCEW Q1 2006; BWI, EDS Q2 2005; OEA, Short-Term Projections 2004-2006

## Unemployment Rates, Aug. '05 to Aug. '06



## Unemployment Rates

	Aug. '06	Jul. '06	Aug. '05
Grant County	3.8%	4.4%	3.9%
Southwest WDA**	4.0	5.5	4.4
Wisconsin	4.2	4.9	4.3

## Employment

	Aug. '06	Jul. '06	Aug. '05
County Civilian Labor Force	26,747	26,878	26,407
# Employed	25,723	25,708	25,386
# Unemployed	1,024	1,170	1,021
WDA Civilian Labor Force	165,938	167,614	164,542
# Employed	159,231	158,421	157,332
# Unemployed	6,707	9,193	7,210

Source: DWD, BWI, LAUS

\*\*Southwest WDA comprised of Rock, Green, Lafayette, Iowa, Richland & Grant Counties

Questions? - email [worknet@dwd.state.wi.us](mailto:worknet@dwd.state.wi.us)

# Current Active JobNet Orders\* - September 13, 2006



## 1 Occupations with the Most Job Openings based on the worksite

	OCCUPATION	# OF ESTIMATED OPENINGS	EMPLOYERS WITH MOST OPENINGS
COUNTY	Customer Service Reps	250	Swiss Colony-Dickeyville
	Multiple Machine Tool Ops	11	Scot Industries; Qualitemps Inc
	Nursing Aides, Orderlies, & Attendants	11	Boscobel Area Health Care; Riverdale Healthcare & Rehab; Orchard Manor
WDA	Customer Service Reps	541	Swiss Colony Inc; Lands' End Inc; West Corporation
	Team Assemblers	62	STI Holdings Inc; Qualitemps Inc; Monroe Truck Equipment
	Food Prep & Serving Workers	60	Wal-Mart; Taco Bell; Arby's Roast Beef Restaurant

## 2 Employers with the Most Job Openings based on the worksite

	EMPLOYER	# OF ESTIMATED OPENINGS	EMPLOYER'S MOST FREQUENT TYPES OF JOB OPENINGS
COUNTY	Swiss Colony-Dickeyville	250	Customer Service Reps
	Scot Industries	16	Multiple Machine Tool Ops; Hand Material Movers
	Boscobel Area Health Care	11	Nursing Aides, Orderlies, & Attendants; RNs; LPNs
WDA	Swiss Colony Inc	425	Customer Service Reps
	Lands' End Inc	126	Customer Service Reps; Commercial & Industrial Designers; Fashion Designers
	Wal-Mart	110	Food Prep & Serving Workers; Butchers & Meat Cutters; Bakers

## 3 JobNet Summary Statistics

	COUNTY	WDA
Total Job Openings	369	1,737
Employers with Openings	44	270

## Unemployment Insurance Benefits

		Aug. '06	Jul. '06	Aug. '05
Initial Claims	County	323	431	244
	WDA	1,994	3,934	1,790
Continued Claims	County	1,811	2,386	1,645
	WDA	12,293	17,713	14,396

Source: Wisconsin's JobNet, September 13, 2006

\*This JobNet Orders report provides the number of job openings by occupation and by company. It is a "snapshot" of information for one day in JobNet. Job orders with five (5) or fewer counties only will be retrieved and reported above. Companies listing more than five counties as worksites will not be used for the Snapshot publications.

Source: DWD, UI

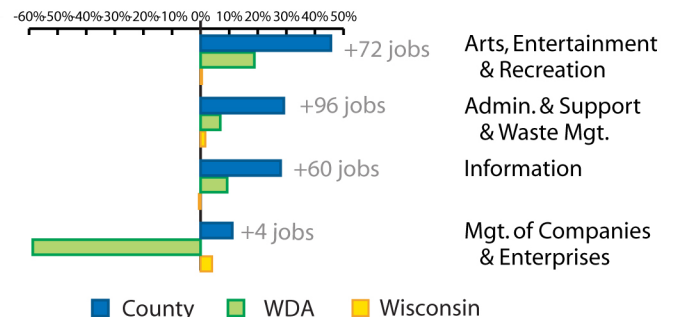
## Top Employing Industries in County - 1st Qtr. 2006



Emp #	Industry (percent)
2,672	Manufacturing (16%)
2,541	Educational Services (15%)
2,242	Health Care & Social Assistance (13%)
2,088	Retail Trade (12%)
1,343	Public Administration (8%)
1,233	Accommodation & Food Services (7%)
4,924	All Other Industries (29%)

Source: DWD, BWI, QCEW

## County Industries w/ Largest Percentage Growth in Employment: 3rd Qtr. 2004 - 3rd Qtr. 2005



Source: U.S. Census Bureau, LED

## Nonfarm Employment

	Grant County			State
	August 2006 Employment	Change Since Last Month		%
		#	%	
Total Nonfarm	17,545	-120	-0.7 %	0.0 %
Total Private	13,974	79	0.6	0.1
Goods Producing	3,449	42	1.2	0.4
Natural Resources and Mining and Construction	777	9	1.2	-0.1
Manufacturing	2,672	33	1.3	0.5
Private Service Providing	10,525	37	0.4	-0.1
Trade	2,913	29	1.0	0.6
Transportation Warehousing and Utilities	456	-4	-0.9	-1.0
Financial Activities	1,041	2	0.2	0.1
Educational and Health Services	2,489	18	0.7	-0.5
Leisure and Hospitality	1,394	1	0.1	-0.6
Information, Professional, Business & other Services	2,232	-9	-0.4	0.2
Government	3,571	-199	-5.3	-0.3

Source: DWD, BWI, CES & Small County Estimates



worknet.wisconsin.gov

